



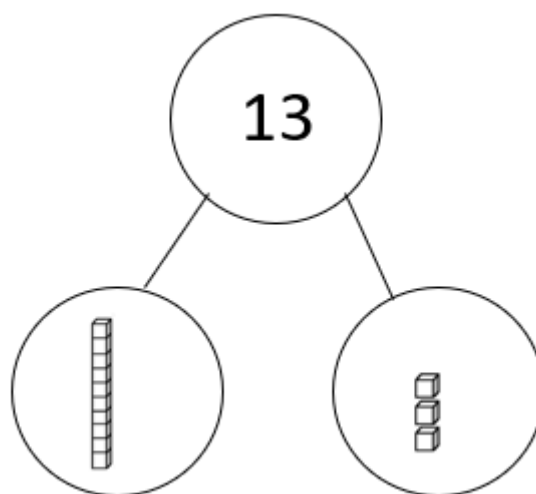
## Maths

Count out 13 blocks of lego (or whichever resources you were using for Wednesday's lesson). How many tens can you make? How many ones are left over?

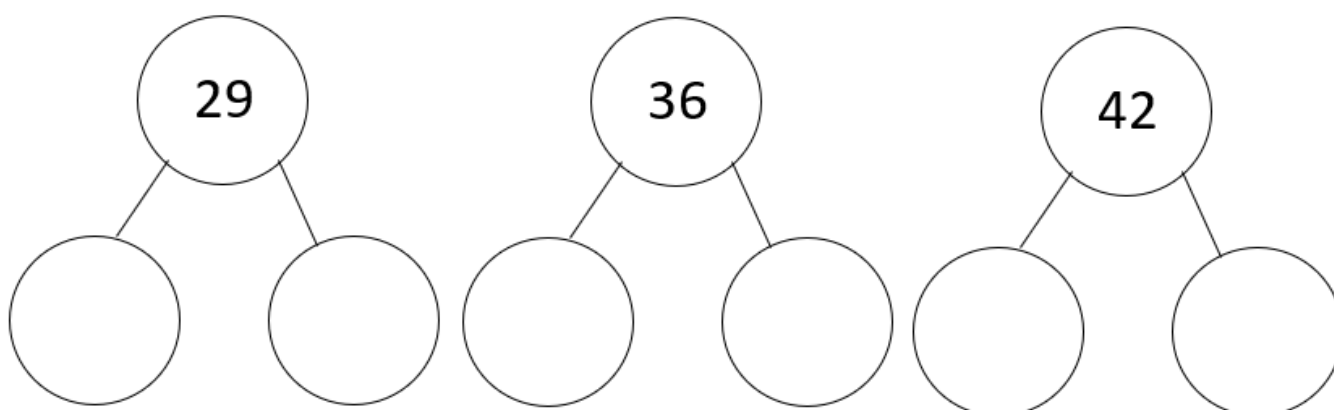
There are \_\_\_ tens and \_\_\_ ones.

\_\_\_ tens + \_\_\_ ones = 13.

We can put these into a two part whole model to show the tens and the ones of a number. The tens go in one part and the ones go in the other part to make the whole number at the top, like this:



Can you complete the maths sentence and the two part whole model for these numbers? Remember if you do not have blocks or resources that are appropriate you could always draw a two part whole model and draw a long line to represent a ten and a dot to represent a one.



There are \_\_\_ tens and \_\_\_ ones.

\_\_\_ tens + \_\_\_ ones = \_\_\_.

Challenge -

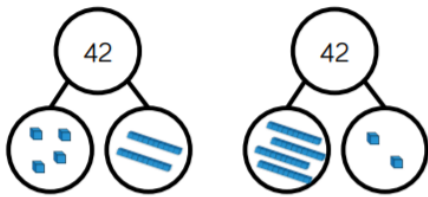
Dora and Amir both try to build the same number.



Dora



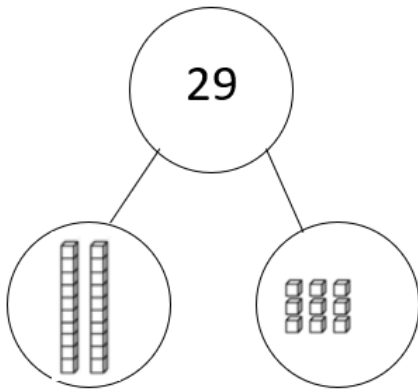
Amir



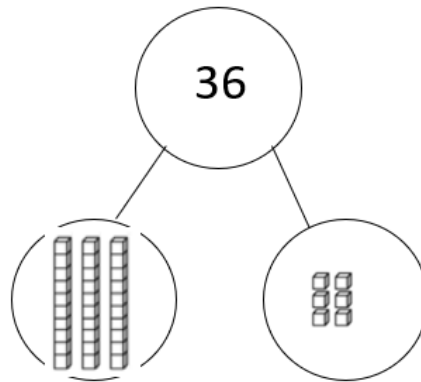
Who is correct?

Can you explain the mistake that has been made?

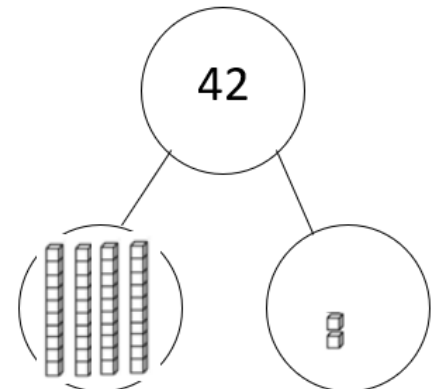
### Answers



There are 2 tens and 9 ones.  
 $2 \text{ tens} + 9 \text{ ones} = 29.$



There are 3 tens and 6 ones.  
 $3 \text{ tens} + 6 \text{ ones} = 36.$



There are 4 tens and 2 ones.  
 $4 \text{ tens} + 2 \text{ ones} = 42.$

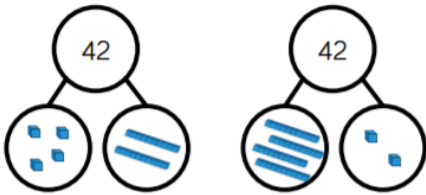
Dora and Amir both try to build the same number.



Dora



Amir



Who is correct?

Can you explain the mistake that has been made?

Amir is correct.

Dora has got mixed up with tens and ones and shown 4 ones and 2 tens (24).

## English - Phonics

Practise saying the letter sounds using the powerpoint presentation provided.



Use the new PhonicsPlay website for today's activity.

<https://new.phonicsplay.co.uk/>

All games are free to play at this time using the username and password below.

Username: **march20**  
Password: **home**



Select Resources, Phase 5 and then the Reading Robot game. Please support your child to play the game by asking them to press the tick for each word they read correctly. Some words will be nonsense words. You may like to have a few turns to improve your score!

## Answer

**We hope you managed to read lots of words correctly. Well done if you improved your score!**

## Foundation Subject – Music

We love singing in school and we have a new song to learn, all about the hungry wolf in the story of Little Red Riding Hood.

Use the link below to learn the song 'Wolfie Blues'. Use the tutorial first to help you learn the song and then have a go at singing along using the full-vocal version of the song.

<https://www.bbc.co.uk/teach/school-radio/music-ks1-little-red-riding-hood-song2/zk32qp3>



Try to think of some actions you could do as you sing the song. Once you have practised singing the song you may like to perform it to your family. We are looking forward to singing it together when we return to school!

### **Answers**

**There is no answer to this activity. We hope you enjoyed singing the song and thought of some good actions to use! You might like to listen to the story on this website or even try a different song!**