



Maths

Can you count from 0 to 50?

Use the number grid to help you.

Q1.

1	2	3	4	5	6	7	8	9	10
11	12	13	14	15	16	17	18	19	20
21	22	23	24	25	26	27	28	29	30
31	32	33	34	35	36	37	38	39	40
41	42	43	44	45	46	47	48	49	50

Eva is counting from 38 to 24



Will she say the number 39?

Will she say the number 29?

Will she say the number 19?

Explain how you know.

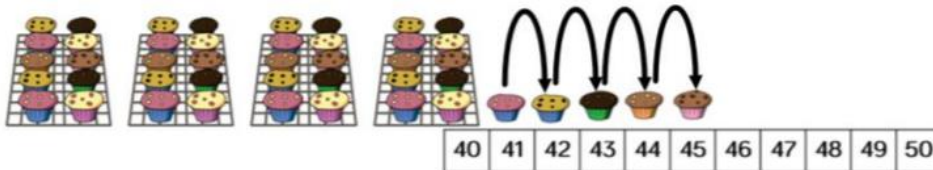
How many muffins are there on the tray?

There are ten muffins, just like a tens frame. We do not need to count the muffins when the tray is full, we can say 'ten' and then count on from there.




For example;

To count these muffins we would count, 10, 20, 30, 40, 41,42,43,44,45.

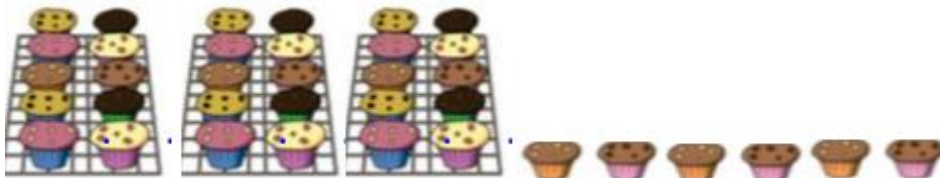


Can you practise counting these muffins counting in tens and then ones?

Q2.



Q3.



Answers

Q1. Eva will not say 39 or 19 because they are not between 38 and 24. She will say 29. Children can use the number grid to help them.

Q2. Children should count 10, 11, 12, 13, 14.

Q3. Children should count 10, 20, 30, 31, 32, 33, 34, 35, 36.

English

We are going to be working on the well-known fairytale 'Little Red Riding Hood'. Share the story of Little Red Riding Hood using the link below.

<https://www.worldbookday.com/videos/little-red-riding-hood-2/>

Talk about the story and answer the following questions:

1. Where is the setting for the story?
2. Who are the characters in the story?
3. Where does Grandmother live?
4. What does Little Red Riding Hood take for her Grandmother?
5. How is the wolf feeling when he goes into Grandmother's cottage?
6. Where is Grandmother hiding?
7. What does the wolf say to Little Red Riding Hood?
8. What happens at the end of the story?

Now have a go at retelling the story to someone in your house. Click on the link to play the video but turn down the sound so you can be the storyteller. The pictures will help you remember what happened. Try to use some lovely story language and your best voices for the characters, especially the wolf!

Answers

1. The forest
2. Little Red Riding Hood, Mother, the wolf, Grandma and the woodcutter
3. In a cottage on the other side of the forest
4. A cake
5. Hungry
6. Under the bed
7. 'Come in my dear', 'All the better to hear you with my dear', 'All the better to see you with my dear', 'All the better to gobble you up!'
8. The woodcutter saved Little Red Riding Hood and Grandma

We are sure your audience enjoyed listening to your retelling of the story!

Foundation Subject – Geography

We are going to be finding out about the United Kingdom. Use Google Maps or Google Earth to locate the United Kingdom. Talk about how it is in the continent of Europe and how it is an island. You may like to talk about the countries which are closest to the UK. Use the powerpoint provided to find out more about the UK. Talk about what you can see on each slide. A UK factsheet has also been provided.

Have a go at answering the following questions to see what you can remember!

1. How many countries are there in the UK?
2. What is the capital city of Scotland?
3. Which is the largest country in the UK?
4. What appears on the flag of Wales?
5. What is the capital city of Northern Ireland?
6. What is the national symbol of England?

Answers

1. 4
2. Edinburgh
3. England
4. dragon
5. Belfast
6. lion