



Shotton Hall Primary School

Working together to

SHINE

Successful, Happy, Inspired and Nurtured towards Excellence



Year Three 22/4/20

Maths

Fluency

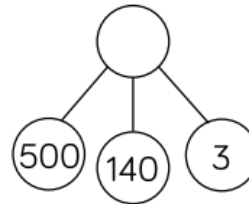

Use $<$, $>$ or $=$ to make the statements correct.

Reasoning

Which image is the odd one out?



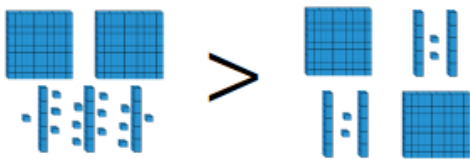
539	540	541	542	543	544
-----	-----	-----	-----	-----	-----



Explain why.
How else can you represent the number?

Mastery

True or False?



Explain your answer.

English

Look at additional resource p1. These are the first two pages of the book. The boy is on the beach with his family and finds a crab which he looks at carefully through his magnifying glass. Look carefully at the picture- it might give you some clues about the characters of the boy and his family. Your task is to write the words to go with the picture so that they can be added to the book. This is the very beginning of the story so think about how a story would start. Write four sentences that begin the story. To make this extra challenging and to make you think, none of your sentences are allowed to start with 'the'. That means you'll have to use fronted adverbials, expanded noun phrases or different determiners instead. On Friday, I'll let you see the sentences I've written. See if you can make yours better than mine!

Foundation Subject – Science

Your science topic over the next few weeks is 'What do Plants Need to be Healthy?'. Draw and label the different parts of a flowering plant. You must include roots, stems, leaves and flowers. Write a sentence explaining the job of each part.