



Maths

Answers -

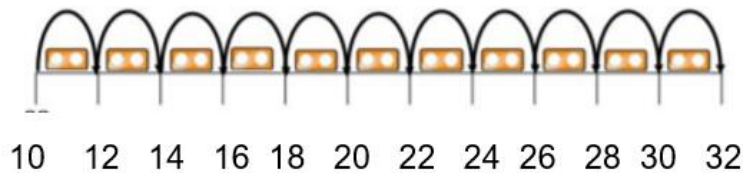
I would like you to use your counting in twos knowledge to help you complete these number lines – I have been a bit tricky, some of them count forwards and some count backwards, sometimes you might have to do both!

If you find the higher numbers tricky, you can

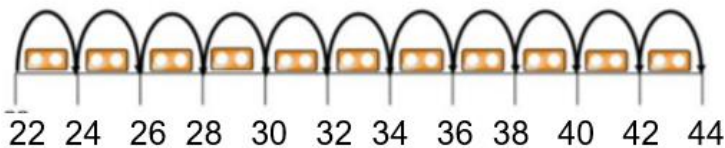
- keep practising counting in twos forwards and backwards until you are super confident to have a go.
- ask a grown up to change the number to a lower number for you.
- use the same numbers but with a smaller number of jumps to count.

Complete the number lines by counting in twos.

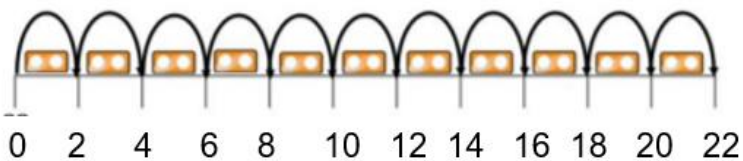
Q1.



Q2.



Q3.



Q4.

Rosie counts back from 50 in 2s.
Amir counts up from 12 in 2s.



50, 48, 46, 44...



12, 14, 16...

They say their numbers together.
Who will say 30 first.

Rosie says 11 numbers to reach 30.

Amir says 10 numbers to reach 30.

So Amir will get there first.

English – Phonics

To warm up, listen and try to join with the following songs.

<https://www.youtube.com/watch?v=5PmB3SljNdQ&feature=youtu.be>

<https://www.youtube.com/watch?v=YPW-ZkhRUPY>

For the first activity, read the words aloud and then draw a picture to represent each one.

Read and Draw

Read the words and draw the pictures.

boy

four

autumn

girl

cloud

cake

Next, we are going to take a closer look at 'a-e'. Complete the worksheet named 'phonics

worksheet' in our resources section. Take your time to follow the instructions carefully. If you don't have a printer at home, you can write your answers onto a piece of paper instead.

Answers

Share your work on the first activity with your adults- read each word aloud and explain why you drew your picture to represent that word.

Worksheet 2:

Part 1: Show your adult your handwriting and discuss.

Part 2:

- Gate
- Flame
- Cake
- Space
- Gaze
- Snake
- Race
- amaze

Part 3:

- Space
- Flame
- Snake
- Race
- Gate

Foundations Subject – PHSED

I really hope you enjoyed talking about all the different kinds of feelings we all have.

