



**Shotton Hall Primary School**

Working together to

**SHINE**

**Successful, Happy, Inspired and Nurtured towards Excellence**



## Maths

Watch the Blockzilla episode of Numberblocks (link below) to remind yourself of the symbols  $<$   $>$   $=$ .

<https://www.youtube.com/watch?v=Cys085d35ME>

What does  $<$  mean? How do you know?

**'Less than' as the smaller end of the symbol is first and points to the smaller number.**

What does  $>$  mean? How do you know?

**'Greater than' because the larger end of the symbol is first and points to the larger number.**

What does  $=$  mean? How do you know?


**'Equal to' because both ends of the symbol are the same, so the numbers are the same.**

Game -

Make towers of lego/blocks from 10-20, so you have 10 different sized towers.

Put them into a bag. Each person closes their eyes and chooses a tower.

Can your child put the right symbol between the two towers to show if one tower is more/less than the other? For example – In this scenario, the first person has pulled out 6, the second person pulled out 4, therefore 6 is greater than ( $>$ ) 4.



Can you write the sentence that would go with your results? For example, for the game above, the sentence would be – **6 is greater than 4.**


**You could also try this game -**

Pick two dominoes to represent two two-digit numbers.

For example,

43

21



Then compare them using  $<$ ,  $>$  or  $=$

$43 > 21$     $21 < 43$


Explain how you know.

**As everyone's results will be different, there will be no answers on Wednesday, however, if you would like to send photos of your work to the school Facebook page I would love to see what you have been doing at home.**

## English

This week we will be looking at the story 'The Bog Baby'. Look at the front cover of the book below, what do you think the story will be about? Write down your ideas.

Follow the link below  
story being read and  
question at the given



to a YouTube video of the  
pause it to answer the  
time marks.

<https://www.youtube.com/watch?v=nVuH4BdVQQQ>

1.12 – What do you think a ‘Bog Baby’ is?

2.17 – He has been taken from his home, placed into a jam jar and now he is in a shed with 2 strangers. How do you think the Bog Baby feels?

2.31 - What do they think mum would say if she knew the truth?

4.05 - What do they think will happen to the bog baby?

5.19 – How does the Bog Baby feel now?

5.35 – What do YOU think happened to the Bog Baby?

6.17 – Do you think this was happy story? Why? Were any of your predictions correct?

### **Answers**

**As this work is opinion based, there are no answers. Instead, talk to your adults at home about the story and decide if you were right in your thinking.**

### **Foundation Subject - Geography**

Today we are going to be comparing towns to the countryside. Start by watching the following video to remind yourself of what each may look like.

<https://www.bbc.co.uk/teach/class-clips-video/geography-ks1--ks2-cities-towns-villages/zin492p>

In our folder you will see a document called ‘Geography Venn Diagram’. You will need to either print this sheet off or make your own at home for the next activity.

Sort the items onto the Venn diagram. What would you only find in a town? What would you only find in the country? Would you find anything in both?

If you would like an extra challenge, can you think of anything else that you could write onto your Venn diagram?

**Answers**

**Town:**

flats

busy streets

office blocks

noisy

**County:**

farm

fields

quiet

hills

cows/horses/sheep

**Both:**

people

houses

jobs