







Maths

On Monday we looked at using the inequality symbols greater than ($>$), less than ($<$) and equal to ($=$). Today I would like you to use your knowledge of the symbols to complete the following tasks.

Q1.

Complete each box using $<$, $>$ or $=$

Say and write the number sentences for each one.

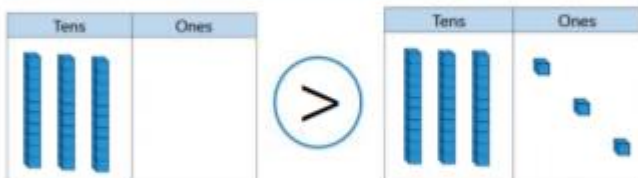
		
		
2 tens and 8 ones		3 tens and 6 ones

Q2.

Dexter compares two numbers.



30 is less than 33



Do you agree with Dexter?

Explain your answer.

Q3. This is a super tricky one!



Dora compares the two values.

$$23 < 3 \text{ tens and } 3 \text{ ones}$$

Change one thing in the values so they are equal.

English – Phonics


Use the 'Tricky Word Millionaire' PowerPoint to help you revise your tricky words. Can you become a tricky word millionaire?

Use the new PhonicsPlay website for today's activity.

<https://new.phonicsplay.co.uk/>

All games are free to play at this time using the username and password below.

Username: **march20**
Password: **home**



Select Resources, Phase 5 and then the Tricky Word Trucks game. Please support your child to play the game by asking them to read the tricky words aloud and only pressing the 'correct' button if they identify the tricky word correctly. This is a game of speed; how quickly can you identify the tricky word written on each truck? Good luck!

Foundations Subject – Science



Last week I asked you to do some field research around leaves and the trees they belong to – I hope you had fun!

This week I would like you to do some investigating!

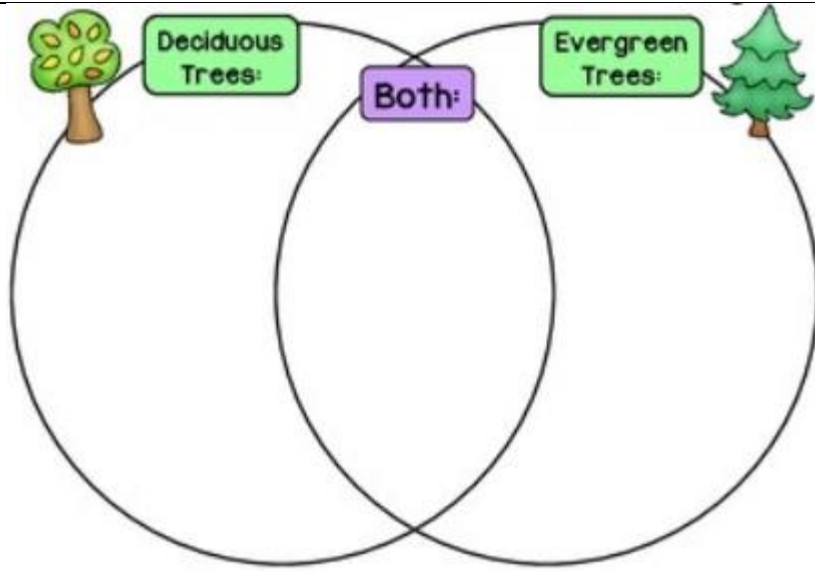
Can Year 1 be detectives and find out the meanings of two very tricky words? You will need a grown up to help you with this.

I would like you to investigate and research the words **deciduous** and **evergreen**. What do they mean?

Can you find out some facts around deciduous trees and evergreen trees? Can you record them in the venn diagram below? I will provide the venn diagram to print off, however, if you do not have a printer you could draw your own venn diagram. As you will all have different facts, remember (if you can) to take a photo and upload it to Facebook if you can so I can see what you have found out.

Remember to write the facts that are only about deciduous trees in this part.





The facts that are only about the evergreen trees in this part.

If the trees have something in common, you put that fact in the middle section.

Good luck nature detectives! I can't wait to see what you find out!

Psst! If you need some help, these youtube links might give you some clues -

<https://www.youtube.com/watch?v=RJx2xQKlgXU>

<https://www.youtube.com/watch?v=hwfQEK29Wrg>

<https://www.youtube.com/watch?v=c8Ce1vHwA2s>



