



## Maths

Estimate the area of the pond.

Each square =  $1 \text{ m}^2$


Ron's answer is 4 whole squares and 11 parts.

Is this an acceptable answer?

What can we do with the parts to find an approximate answer?



If all of the squares are 1 cm in length, which shape has the greatest area?



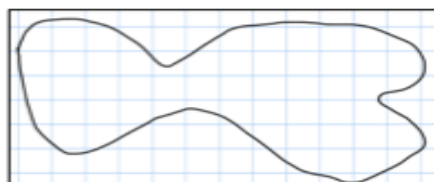
Is the red shape the greatest because it fills more squares?

Why or why not?

What is the same about each image? What is different about the images?

Each square is \_\_\_\_  $\text{m}^2$

Work out the approximate area of the shape.




## English

### Alma

Use your knowledge of personification. Read the follow extract from Alma. Can you spot where the author has used personification? Write out the examples you find. Did you notice that the author also used a simile as well as his/her senses to improve the images in this setting?

The snow fell clumsily through the air and something behind her gave her an uneasy feeling. She turned back to look at the shop face. Her blue bobble hat was heavy from the falling snow and sat, uncomfortably, clinging to her head. The dusty, snow-laden window grimaced at her: its menacing eyes stared and its mouth lay wide open, baring its shutter teeth. Uncertainty clawed at her stomach like a cat in a bag, and yet she could feel the shop tempting her, beckoning her to move closer and get a better look at what lay inside its curious façade. She took one glove and rubbed at the glass. Then she saw it- standing on a pedestal beyond the glass and matching her own bemused, wide-eyed expression: a doll. Only this *doll* appeared to be a tiny replica of herself. It was clothed in exactly the same way down to her worn brown mittens and old pink gilet. The doll was a miniature Alma. She stared back at the girl, enticing her into the shop, enticing her towards the watching eyes.



### Challenge

Imagine that you are a new character who comes across the shop. Write a story setting describing how he or she is drawn towards the shop. Remember to use imagery including using your senses, personification and similes!

## Science

**Watch this clip as a reminder of the different life cycles you have been studying:**

<https://www.bbc.co.uk/bitesize/clips/zp62tfr>

**Today you will take on the role of a wildlife presenter. Use today's Life Activity Sheet to write a script to narrate a programme all about life cycles of different animals. You can perform your script to your parents, siblings or another audience. You could even perform your narration alongside the BBC clip you've just watched- just like David Attenborough!**