



## Maths

To warm up for your maths lesson, why not watch the following PE maths song:

<https://www.youtube.com/watch?v=MVzXKfr6e8>

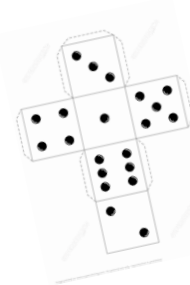
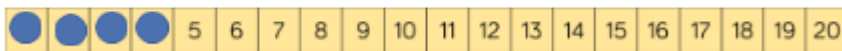

Today you will be using either of the maths sheet provided in the resource section to practice counting (pick the one you think will be best for your child). You must trace the number on the left-hand side and then count and colour in the correct number of squares.

For an extra challenge you may want to play the race to 20 game.

For this game you will need to either print off or make a number track to 20. It is very easy to do! You will also need a dice (you can make one if you don't have one) and some counters (or any other small loose items such as pasta or beads).

You and your adult will take it in turn to roll the dice. If you roll a number between 1 and 5, you can collect the same amount in counters (or your loose item) and place them into the number track starting at 1. However, if you roll a 6, you must remove all of your counters and start at the beginning. To make this game even trickier, you could add your own rules such as - if you have 19 counters on your number track, you must roll a 1 to reach 20. If you roll any other number, you must wait for your next turn.

This is a race to get 20 counters on your number track, good luck!



## Answers

**Talk to your adult about your work from today. Did you colour in the correct number of squares?**

## Literacy

Today you are going to play a game of 'I spy' in the resource section there is a poster with lots of different animals and objects on. With your grown up you are going to take turns to play 'I spy' remember to say the initial sound for the animal or object.

Once the animal or object has been guessed can you use your sounds to write the word.

As an extra challenge you could put some of the animal/object words into sentences.

### **Answers**

**There were lots of animals and objects that could be found on the poster, e.g. bee, pig, hand, bus, hat, etc... Your grown up with check your work and look carefully at your spellings.**

### **Foundation Subject – The World/Creative**

Today is International Day of Families and to celebrate, we are going to be thinking about our own families.

To start, listen to the follow song, it's very catchy!

[https://www.youtube.com/watch?v=ii\\_LtHrEiao](https://www.youtube.com/watch?v=ii_LtHrEiao)

You are going to draw and colour in picture of your family. Who is in your family? Is it just the people who live with you in your home?

Try to leave a nice section of blank space on your picture. In this space you are to use a ruler to draw as many lines as you need to write a sentence about your family. More specifically, what makes your family special?

### **Answers**

**Talk to your adults at home about your family and what makes it special. You can also look at the sentences you wrote, were all of your spelling correct? We would love to see your work when we return to school.**