



Maths

This week we will be thinking about 'taking away'. Can you think of other words we use when we are taking away? (subtract, minus, less).

Let's begin by practising our counting! Can you count from 20 to 0? Click on the links below for some fun counting songs!

https://www.youtube.com/watch?v=srPktd4k_O8

<https://www.youtube.com/watch?v=ShqXL-zfLxY>

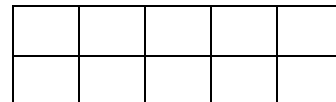
<https://www.youtube.com/watch?v=YtNskltyAOE>

Have a go at telling some number stories to practise taking away, using **first**, **then** and **now**. Represent the numbers in the story using a tens frame and a number track. Can you represent the story as a number sentence too?


First there were 5 people on the bus.
Then 2 people got off the bus.
Now there are 3 people on the bus.

$$5 - 2 = 3$$

Make a tens frame from paper and use buttons, pasta, beads, counters or any other small items to represent the number story. You may like to make two tens frames to represent larger numbers!



Make a number track using paper, with the numbers 0-10 on or even 0-20!



Think of other number stories you could tell such as birds in a tree and some fly away, cakes on a plate and some get eaten, eggs in a nest and some hatch, or cars in a car park and some drive away! We are sure you will come up with some super ideas of your own! You may even like to have a go at using larger amounts up to 20, using two tens frames and a 0-20 number track! Try to complete at least 4 number stories.

As an extra challenge you might like to have a try at the following game!

A game for 2 people. Line up 10 objects such as pebbles, shells, buttons, cars, shoes or pencils.

Take turns to choose whether you take 1, 2 or 3 objects. The winner is the player who avoids taking the last object!



You could play the game using more than 10 objects to start!


Good luck!

Answers

There could be lots of answers to this activity! We are sure your grown up checked to make sure you represented your number stories correctly using a number track, tens frame and number sentence. Well done if you managed to complete your work correctly!

Literacy

We are going to be sharing a new story this week! We are going to start by just looking at the front cover of the story.



Can you read the title of this story by Jeanne Willis?

What are your ideas about the story? What do you think might happen in the story? Will there be any more characters in the story? Will there be a problem or dilemma in the story and what might it be?

Write a sentence about your ideas. You might want to start your sentence with 'I think...'. .

Once you have written your sentence click on the link below to hear the story. We have also provided powerpoint slides for you to read the story together. No having a sneaky peek before your writing!

<https://www.youtube.com/watch?v=Bz3hkXUODFO>

Answers

We hope you came up with some good ideas about the story and enjoyed listening to it. Well done if your ideas were right! Ask your grown up to check your writing – have you used a capital letter, a full stop and finger spaces and have you used your letter sounds to spell words carefully? We would love to see your writing when we return to school.

Foundation Subject – Literacy/Creative

Think about the story 'The Bog Baby' and what the bog baby looks like. Use any resources you may have at home such as card, paper, felt tip pens, cotton wool, wool, balloons, playdough, pipecleaners, pom poms or tissue paper, to make your very own pet bog

baby! Your bog baby might not look the same as the one in the story. You might even want to have a go at making a magical home for your bog baby! We would love to see any photos of your creations on our school Facebook page! Have fun!

Here are some ideas which may help you.



Answers

There are no right answers to this activity. We hope you enjoyed making your very own Bog Baby. We would love to see photos of your work on our school Facebook page or your super creations when we return to school!