



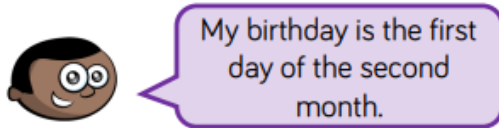
Monday 8th June

Maths - Reasoning and Mastery – Time

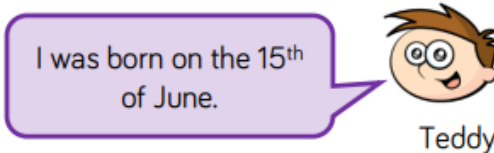
Take your time working these out and use a calendar to help you. Be careful with Q2 it is a bit of a trick question!

Q1

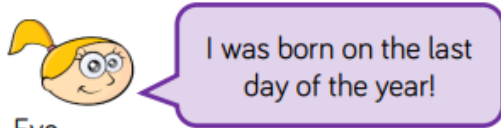
4 children describe their birthdays.



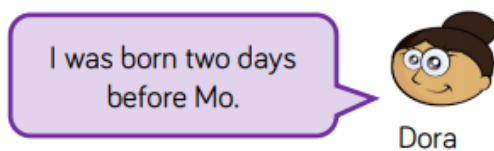
Mo



Teddy



Eva

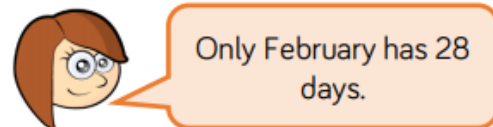
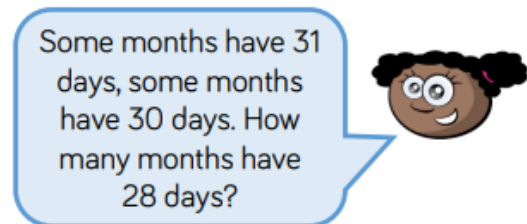


Dora

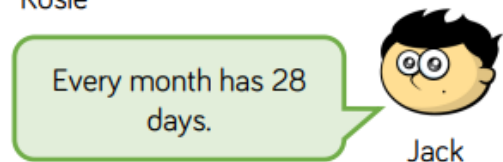
Can you work out their birthdays and order them from earliest to latest in the year?

Q2

Whitney asks Rosie and Jack a question.



Rosie



Jack

Who do you agree with? Explain your thinking.

English - The Lost Happy Endings

Again today I have uploaded the next two pages of 'The Lost Happy Endings' and will read these in my video. I have also put the story so far onto a powerpoint which I will upload today so that you have it altogether.

Today we have met an old woman who has stolen the sack of happy endings. Imagine that you are Jub. How is she feeling? What is she going to do? What will happen next?

There is a sheet with a picture of Jub and a thought bubble for you to write her thoughts into. If possible, you can print this out, if not you can write Jubs thoughts.

We are continuing to look at plants in science and today we will look at how water moves through a plant. To help us with this there is a BBC Bitesize video. Before watching the video I would like you to think about what will happen when a white flower (a carnation) is put in coloured water?

Watch the video and see if you were right! You could also try the experiment at home if you want to and I would love to see photos of your flowers on our facebook page.

<https://www.bbc.co.uk/teach/class-clips-video/science-ks1-ks2-ivys-plant-workshop-how-does-water-get-from-the-roots-to-the-leaves/zdtfjhv>