

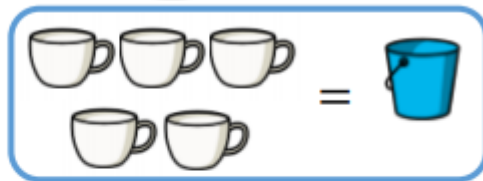



## Maths

### Volume questions -

Q1.

It takes 5  to fill 1 



How many  will it take to fill 2 buckets?

What about three buckets?


Four buckets?

What do you notice?

Can you continue the pattern?

Q2.


Whitney pours her cups into the bottle and they fill it exactly.



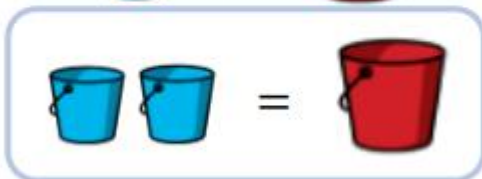
She says the bottle has a capacity of four cups. Do you agree?

**Q3. This is a tricky one!**

It takes 5  to fill 1 



It takes 2  to fill 1 



How many  will fill one  ?

What else can you find out?

**English- Phonics**

To warm up for today's session, watch the following video.

<https://www.youtube.com/watch?v=YPW-ZkhRUPY>


Today you are going to be working through a phonics activity sheet. Follow the directions carefully, work with your adult at home to complete the sheet.

In our resources section today's worksheet is labelled 'Phonics worksheet 26.6.20'.

## Foundation Subject- ICT

This term, in ICT, we will be focusing on making art on our computers. In today's session we will be using the computer app 'Paint' and looking at changing colours. To begin, in our resources section you will find an ICT PowerPoint. Follow the instructions on the PowerPoint to open Paint and get to know the different tools you can use.

Once you have Paint open and you are ready to begin, you are going to draw a picture of your favourite animal. I would like you to switch between the different colour options instead of your animal being just one colour.

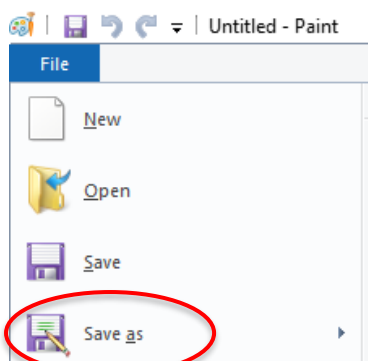


To change colour you need left click on the colour you would like to use.

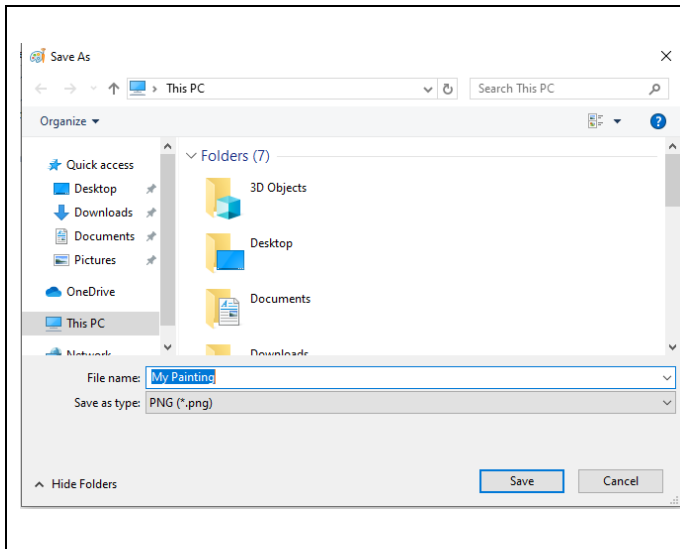
When your picture is finished and you feel there is nothing more to add, it is time to save your work. To do this, you press:



File



Save as



Give your work a name you will remember, for example 'my painting', then press the save button.