



Maths

This week we will be finding out more about odd and even numbers. Let's begin by watching the Numberblocks episode linked below.

<https://www.bbc.co.uk/iplayer/episode/b08r2l4d/numberblocks-series-2-odds-and-evens>

Using small items such as buttons, pasta, beads or pennies, grab a handful. Have you got an even amount or an odd amount? Let's find out by either sharing them into 2 groups or by making pairs. If you have one left over then the number is odd. If you have used all items then the number is even. How many did you grab altogether?



Make this into a game where you guess (or predict) once you have grabbed the objects if you have an odd or even amount. Check by pairing or halving them. If you were right you earn a point. The first person to get 5 points is the winner!

Answers

We hope you were able to find out which numbers are odd and which are even and enjoyed playing the game!

Literacy

Today we are going to practise reading and writing words for colours.

Look at the powerpoint provided and practise reading the words for different colours.

Now read the captions below and draw a picture for each one using the correct colours.

1. A red boat
2. A blue tree
3. A yellow train
4. A purple helicopter
5. A pink chair
6. A black flower
7. An orange dish
8. A brown scarf
9. Some green grass
10. A grey rabbit

You might like to have a go at this matching game online.

<http://www.crickweb.co.uk/Early-Years.html>



Colour Labelling

Drag and drop the names of the colours on to the picture. The name box will turn green if correctly placed.

Answers











Foundation Subject – The World

Today we would like you to collect some more information about transport. Does your family have a car? Which colour is your car? Look out of your window at your neighbour's cars. Which colours can you see?

We would like you to find out which colour car is most popular where you live. Look out of your window or you may be able to go near a busier road with an adult as long as you remember to stay safe.

Choose some colours and make a tally chart to record each car you see. We have provided a blank chart in the resources section. Your chart might look like this:

colour	tally	how many?
black 		
blue 		
green 		
grey 		
orange 		
red 		
white 		
yellow 		

Try to record at least 20 cars on your tally chart if you can. Then write down your answers to these questions:

1. Which colour did you see most?
2. Which colour did you see least?
3. Did you see any colours the same amount of times?
4. Which colour car do you like best and why?

Answers

We will all have seen different cars so our answers will all be different. We hope you enjoyed this activity!