



## Maths

Today we are going to be practising our halving skills. Watch the video linked below about halving.

<https://www.youtube.com/watch?v=663FhDCwhkY>

Practise halving different amounts of objects – remember halving is just like sharing between only two people.

Use the link below to practise halving using the Hit the Button game. If you are able to halve numbers to 10 then try to 20 or even 50! Have a few turns to improve your score!

<https://www.topmarks.co.uk/maths-games/hit-the-button>

## Answers

**We hope you enjoyed the activities and were able to halve numbers accurately. Well done if you improved your score on Hit the Button!**

## Literacy

Today we are going to think about rhyming words. Ask a grown up to help you read the poem all about the magic carpet ride provided in the resources section. Can you hear any rhyming words? Say them together.

### A Magic Carpet Ride

Sit on the carpet  
And close your eyes  
For this carpet is magic  
And soon we will rise.



We'll float far away  
Where no-one has been  
To see rivers of honey  
And fields of ice-cream.

Sugar-topped mountains  
Blackcurrant seas  
Banana-milk lakes  
And chocolate trees.



Whipped cream clouds  
And lemonade rain  
Then we open our eyes  
And are back home again!

Remember that it is the end sounds in words which make them rhyme. Have a go at the rhyming words quiz provided in the resources section.

We have provided a rhyming activity for you to complete in the resources section. There are two levels – choose whichever one you can manage. Try to spell your words carefully!

## Answers

**The rhyming words in the poem are:**

**eyes/rise**

**seas/trees**

**rain/again**

**been/ice-cream almost rhyme!**

**We have provided the answers to the rhyming activities in the resources section.**

## Foundation Subject – The World

We have been finding about the many different ways there are to travel. Choose 4 different types of transport. Using the tally chart provided in the resources section draw each one in the boxes. Have a go at writing the word for each type too.





Next ask some people in your family, neighbours or friends who you may be in contact with, which is their favourite way of travelling out of the 4 you have chosen. Do a tally for every answer you are given.

Remember what tallies look like :

1		6	
2		7	
3		8	
4		9	
5		10	

Your tally chart might look like this:












My Transport Tally Chart

car 	
bus 	
train 	
ship 	

Using the information you have collected, make a pictogram to represent your information in a different way. A sheet has been provided in the resources section.

Here is an example of how your pictogram might look:

My Transport Pictogram

car 					
bus 					
train 					
ship 					

As an extra challenge you might like to write about what you have found out!

## Answers

**Everybody will have different tally charts and pictograms. We would love to see your results when we return to school or on our Facebook page!**