



Yr 1, 06.07.20

Maths- Fractions

This week are learning fractions.

Fluency

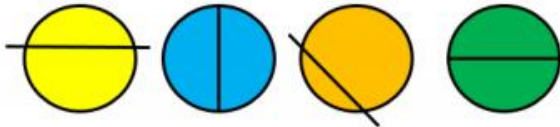
Show the children real life objects and how they can be cut in half.

How can we cut these objects in half?



Can any of the objects be cut in half in more than one way?

Which circles have been split into equal halves?



Match the halves to make 5 complete shapes.



Problem solving

Sort the shapes into the table.

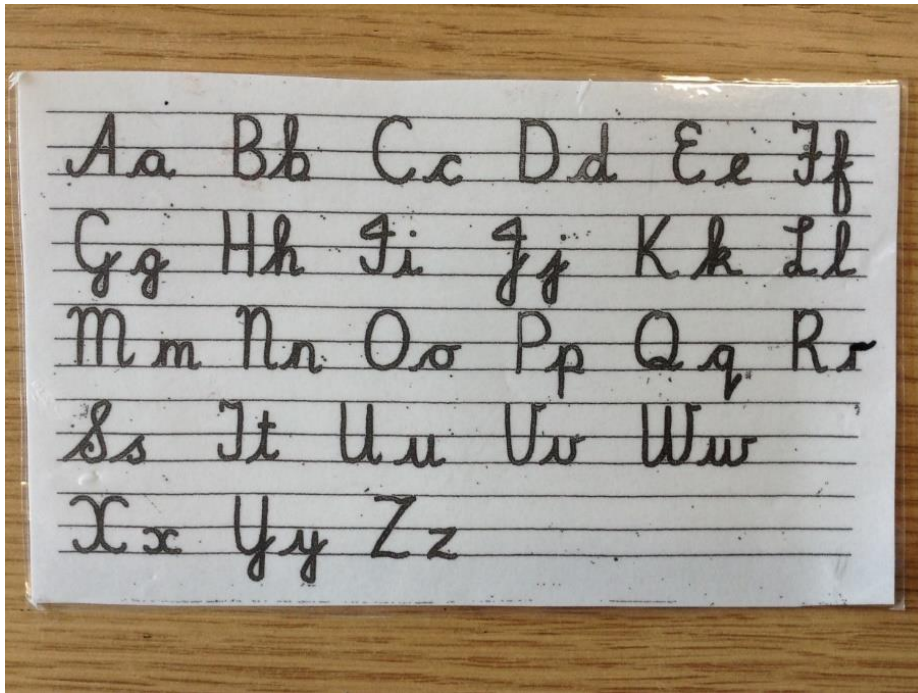
Shapes that are split in half	Shapes that are not split in half



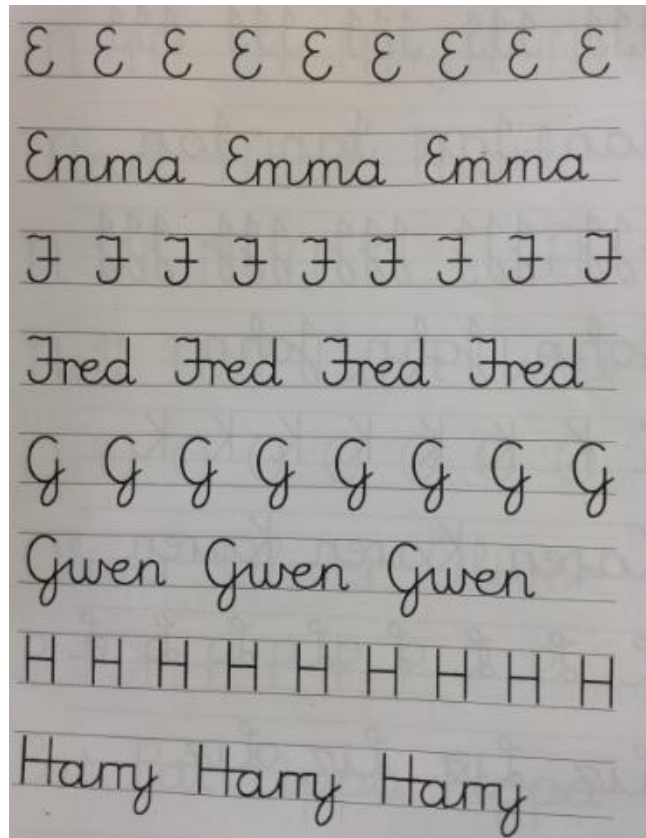
Can you add any more shapes to the table?

Handwriting

Can you remember how we form our cursive letters?
Keep practising!



Copy the words on a piece of paper, concentrating on your letter formation. There are capital letters too!



Spellings

Words ending in -tch

catch

fetch

kitchen

notch

hutch

Write 2 sentences using words from your spellings.

Foundation subject - History

What were Seaside holidays like in the past?

Today we are learning about the features of a seaside holiday.

Watch the power point 'Seaside holidays, Monday 6th July' then think about what you can see, hear, taste, smell and feel whilst you're at the seaside.

Look at the worksheet below and write sentences for each part.

At the Seaside

At the seaside I can see _____

At the seaside I can hear _____

At the seaside I can taste _____

At the seaside I can smell _____

At the seaside I can feel _____

