











Maths

Today we are going to use a chart like the one we used on Wednesday. Look at the chart below and answer the questions.

5					
4					
3					
2					
1					
	A	B	C	D	E

Which square are the following items in?

Answers

1. flag C2
2. frog B5
3. lunch D1
4. red bucket A3
5. ball A4
6. pink flower E5
7. tree D4
8. yellow flower B1
9. green bucket E2
10. drink C3

Well done if you wrote all answers correctly!

Literacy – Phonics

Read the words in the box below. Can you join two of them to make a longer word?

lunch wich pet pack brush
bag letter gift chatter
hair sand park band box
pit car back hand tooth

Write as many words as you can make! Try to write at least 6.

Click on the link below to take you to the phonic play website which you have used before.

<https://www.phonicsplay.co.uk/resources/phase/2/buried-treasure>

PhonicsPlay

Log Out



Username: march20
Password: home

Click start, phase 4 and then polysyllabic words – these are words with more than one clap or syllable. Blend the words carefully as you play. Good luck!

Answers

Here are some words you might have made:

lunchbox, sandwich, sandpit, carpet, carpark, hairbrush, toothbrush, backpack, letterbox, backhand, giftbox, chatterbox, handbag, hairband.

Well done if you wrote 10 or more!

Foundation Subject – creative

Have a go at making a paper boat! Follow the video below - you will need an adult to help you. Test your boat to see if it will float. You might also like to decorate it!



<https://www.youtube.com/watch?v=hiAWx8odStA>

Answers

Did you manage this tricky activity? We hope your boat would float!

