











## Maths

Today we are going to use a chart like the one we used on Wednesday. Look at the chart below and answer the questions.

5					
4					
3					
2					
1					
	A	B	C	D	E

Which square are the following items in?

1. flag
2. frog
3. lunch
4. red bucket
5. ball
6. pink flower
7. tree
8. yellow flower
9. green bucket
10. drink

## Literacy – Phonics

Read the words in the box below. Can you join two of them to make a longer word?

lunch

wich

pet

pack

brush

bag

letter

gift

chatter

hair

sand

park

band

box

pit

car

back

hand

tooth

Write as many words as you can make! Try to write at least 6.

Click on the link below to take you to the phonic play website which you have used before.

<https://www.phonicsplay.co.uk/resources/phase/2/buried-treasure>

PhonicsPlay

Log Out



Username: march20  
Password: home

Click start, phase 4 and then polysyllabic words – these are words with more than one clap or syllable. Blend the words carefully as you play. Good luck!

### Foundation Subject – creative

Have a go at making a paper boat! Follow the video below - you will need an adult to help you. Test your boat to see if it will float. You might also like to decorate it!



<https://www.youtube.com/watch?v=hiAWx8odStA>