



Maths

Today we are going to practise counting money. Before we begin, look at the different coins we use and talk about how much they are worth, their shape, size and colour. We will be using 1p and 2p coins. A 2p coin is worth the same as two 1p coins. In school when we are learning to count money, we tap the 1p coins once and the 2p coins twice as we count.



Using 1p and 2p coins make the following amounts:

4p, 7p, 10p, 13p, 18p

Can you make any of them just using 2p coins? Why is this?

You might like to have a try at using a 5p coin too. In school when we are learning to count money using a 5p coin we start with the 5p and say 'five' and then count on the rest of the coins.

Using 1p, 2p and 5p coins make the following amounts:


6p, 9p, 11p

If you needed to use two 5p coins remember that $5p + 5p = 10p$.

You might even like to try counting money using a 10p coin!

Here is a link for a game to try. Select 'counting' and then '1p to 10p'.

<https://www.topmarks.co.uk/money/coins-game>



You might also want to have a go at some other games on the menu!

Answers

We hope you have enjoyed learning about money!

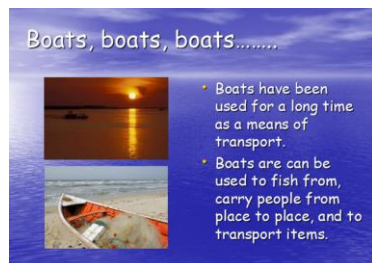
Using only 2p coins you could make -

4p, 10p and 18p because they are even numbers which we say when we count in twos.

Well done if you counted money using 5p or 10p coins too!

Literacy

Look at the information about boats provided in the resources section. You might have some non-fiction books at home which give you information about boats.



Have a go at making your own non-fiction book about boats. Join some paper together to make the pages and choose a different type of boat to go on each page. Write a label or a sentence for each boat. Design a front cover for your book and remember to write the name of the author!

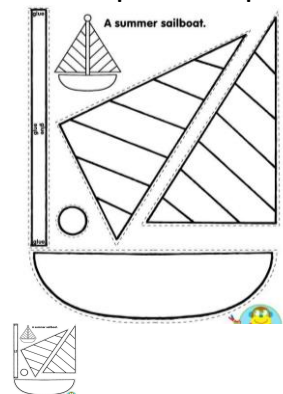
As an extra challenge you might like to give your pages numbers and write a contents page. We would love to see your special books on our Facebook page!

Answers

We know you will have tried your best when making your own book about boats. Have you found out some interesting facts about boats?

Foundation Subject – Creative

We have provided the sheet below in the resources section. If you are unable to print it out then ask an adult to draw the shapes onto some paper for you to cut out and stick onto a piece of paper to make a sailboat. Careful cutting and colouring!



We hope you managed to do careful colouring and cutting to make a super picture!